

Provisionally accepted for publication

ORIGINAL ARTICLE

Impact of stressful life events, including the COVID-19 pandemic, on stillbirth rates: a study in Jordan

Impact of COVID-19 Pandemic, on stillbirth rates

Oqba **AlKuran**¹, Lama M. **Al-Mehaisen**^{2,*}, Soha N. **Albeitawi**³, Sufian **Abdelhafez**⁴, Alexander **Rabadi**^{5,6}, Hamad Abdulrahman **Alshatti**¹, Meshari Hussain **Almutairi**¹, Fatemah Rasheed **Alshaer**¹, Reem Sami Ali **Rajab**¹, Lena **AlKuran**¹, Alla **Matalaka**¹

1. Obstetrics and Gynecology Department, Medical School, The University of Jordan, Amman, Jordan
2. Obstetrics and Gynecology Department, Medical School, Al-Balqa Applied University, Amman, Jordan
3. Obstetrics and Gynecology Department, Medical School, Yarmouk University, Irbid, Jordan
4. Department of Medicine, King Hussein Cancer Center, Amman, Jordan
5. Department of Internal Medicine, College of Human Medicine, Michigan State University, Lansing, USA
6. Department of Internal Medicine, McLaren Regional, McLaren Flint, Flint, USA

Corresponding Author

Lama M. **Al-Mehaisen**, Prof., FRCOG
Consultant Obstetrics and Gynaecology, Medical School, Al-Balqa Applied University,
Assalt 19117, Jordan

Email: lmehausen@bau.edu.jo

Doi: 10.36129/jog.2024.180

ABSTRACT

Objectives. Pregnancy is a transformative period marked by various Stressful Life Events (SLEs), ranging from personal to widespread occurrences, potentially impacting maternal well-being. Against the backdrop of increasing global incidents, both natural and man-made, this study examines the influence of SLEs, including pandemics, on the incidence of stillbirth

Materials and Methods. This is a retrospective cross-sectional study analyzing data sourced from delivery records at University Hospital. The study focuses specifically on recent SLEs, notably the initial COVID-19 lockdown, in comparison to periods before and after the lockdown, aiming to elucidate the correlation between these events and the incidence of stillbirth.

Results. A total of 6533 deliveries were examined, revealing a substantial increase in stillbirth incidence during the first COVID-19 lockdown compared to pre- and post-lockdown periods. Analysis showed a significant difference in stillbirth rates across the three periods, with the highest incidence during the lockdown without COVID-19 cases (1.8%) which was statistically significant with a P-value < 0.05.

Conclusions. This study sheds light on the nexus between SLEs and stillbirth rates, emphasizing the necessity for heightened awareness and customized healthcare approaches during challenging times. Further exploration and nuanced understanding of the impact of SLEs on maternal and fetal health are imperative for devising effective interventions and support systems for pregnant women amidst crises.

Key words: stillbirth, pandemic, stressful life event, COVID-19

Introduction:

Stressful Life Events (SLEs) refer to major occurrences or experiences in an individual's life that can profoundly impact their psychological, emotional, social, or physical well-being. These events are significant because they can cause stress, change life circumstances, and prompt personal growth or adaptation. Examples of SLEs can include the birth of a child, the death of a loved one, wars, illnesses, and others.

The global landscape is punctuated by numerous natural and unnatural events that deeply influence various facets of life, particularly health. Pandemics and other SLEs can inflict physical and emotional trauma, often hindering access to vital healthcare and necessities. Amidst such challenges, stillbirth persists as a profound concern, with a notable percentage classified as unexplained.

When individuals, especially expectant mothers and their families, endure these SLEs, they often face heightened anxiety and fear, compounded by limited access to essential resources such as healthcare. These stressors may significantly impact maternal well-being and fetal health, raising questions about their potential contribution to the unexplained stillbirth rates, which range from 25% to 60%[1].

Stillbirth (the loss of a baby before or during delivery, typically after 20 weeks of pregnancy[1]) is a traumatic event that can lead to grief, depression, anxiety, and other emotional challenges for parents and family members. Stillbirth is a profoundly impactful SLE that can have significant emotional and psychological consequences for individuals and families.

The unprecedented events of 2020, notably the COVID-19 pandemic, wrought widespread disruption across the globe, affecting not only direct health outcomes but also access to care, mental well-being, and economic stability[2,3,4,5,]. While much attention has been devoted to the pandemic's direct health impacts, less scrutiny has been directed towards its effects on the continuity and accessibility of care for non-COVID-19 conditions, including stillbirth[6,7].

This paper seeks to explore the influence of the COVID-19 pandemic on stillbirth rates, particularly within regions such as Jordan, which face a unique blend of natural and unnatural adversities. During the initial wave of the pandemic, stringent lockdown measures were implemented in Jordan, severely restricting public activities and transportation, and limiting access to non-emergency medical care. No vaccines were available during that period and telemedicine was not yet implemented.

Pregnancy represents a time-sensitive condition where regular and appropriate medical care is paramount for maternal and fetal well-being. Stillbirth, affecting up to 1% of all births[10], underscores the importance of uninterrupted prenatal care. Studies have indicated varying trends in stillbirth rates during the COVID-19 lockdown period, with some reporting significant increases while others finding no notable changes underscores the importance of uninterrupted prenatal care.

In March 2020, Jordan implemented strict lockdown measures, even before significant COVID-19 cases were reported[9]. Our paper aims to investigate any potential shifts in stillbirth rates at Jordan University Hospital (JUH) across three distinct time periods: pre-COVID-19 (January 2019 to March 2020), the initial lockdown without COVID-19 cases (March 2020 to June 2020), and the post-lockdown phase amidst the COVID-19 pandemic (September 2020 to December 2020)[8,9]. This unique sample period, encompassing lockdown measures without concurrent COVID-19 cases, offers insights into the potential impact of stress and restricted healthcare access on stillbirth rates.

Materials and Methods:

Setting

Jordan University Hospital (JUH), a tertiary center with 433 beds, served as the study site. Data collection occurred from September 2023 to December 2023 from the hospital records by a team of 6 researchers

Sampling and Recruitment

A retrospective chart review included pregnant females beyond 24 weeks admitted to JUH before (January 2019 to March 2020), during (March 2020 to June 2020), and after (September 2020 to December 2020) the COVID-19 lockdown. A total of 53 stillbirths within this timeframe were analyzed. Data were accessed for research purposes in January 2024. We included healthy pregnant patients who delivered after 24 weeks and showed no record of having COVID-19 infection during pregnancy or vaccination. We chose a 24-week cutoff as this is the viability age in Jordan.

Data Analysis

Statistical analysis utilized STATA 15, assessing associations between demographic variables and stillbirth incidence. The chi-square test evaluated associations for categorical variables, while the Mann-Whitney U Test assessed continuous variables, with statistically significant results defined as P-value < 0.05.

Ethical Consideration

Ethical approval was obtained from the university's scientific research committee. Privacy was maintained by anonymizing the data.

Data Access

The authors had access to information that could identify individual participants only during data collection as we looked at stillbirth records, demographic data, and patients' characteristics.

Study Design

This is a retrospective analytical study. Patients were not directly involved or interviewed.

Results:

Analysis revealed a significant difference in stillbirth rates across the three periods, with the highest incidence during the lockdown without COVID-19 cases (1.8%) which was statistically significant with a P-value < 0.05. However, no statistically significant differences were found in patient characteristics.

Characteristics of the Sample

Table 1 illustrates the significant relationship between different periods and stillbirth incidence compared to live births. Despite stillbirth percentages being less than 2% relative to live births, substantial changes between periods were evident from the total of 6533 deliveries collected.

Table 2 displays patient and fetal characteristics alongside stillbirth incidence before, during, and after lockdown. No variables showed significant relationships across different time windows.

Figure 1 illustrates a minimal higher male gender in fetuses affected by stillbirth during the three periods, while Figure 2 highlights that most women experiencing stillbirths had no significant obstetric or medical history. Additionally, Figure 3 depicts the highest prevalence of no previous history during the COVID-19 wave. Figure 4 indicates that most stillbirths occurred in unbooked or irregularly booked cases, emphasizing irregular antenatal care's potential impact.

Discussion:

The World Health Organization (WHO) defines stillbirth as the delivery of a newborn at ≥ 28 weeks of gestation with no signs of life at birth, whereas the United States National Center for Health Statistics defines stillbirth as the death or loss of a fetus at 20 weeks of gestation or later. This discrepancy in stillbirth definition impacts study comparability[11]. This classification further categorizes stillbirth into early (20 to 27 completed weeks), late (28 to 36 completed weeks), and term (≥ 37 completed weeks)[11]. We chose the 24-week cutoff for gestational age based on our neonatal unit's facilities and adjusted gestational age at the university hospital. We made this adjustment considering the age of viability and our institution's neonatal services.

Globally, the stillbirth rate has been declining from approximately 21.4 per 1000 births in 2000 to approximately 13.9 deaths per 1000 births in 2019[12]. This reduction has been attributed to improved access to and utilization of antenatal care, skilled birth attendants, and increased attention to known maternal risks for stillbirth.

Stillbirth is a complex outcome influenced by multiple maternal, fetal, and placental factors, either individually or in combination, contributing to fetal demise[13].

In our cohort analysis at Jordan University Hospital (JUH), we examined stillbirth trends over three time periods: pre-COVID-19 pandemic, initial lockdown phase without COVID-19 cases, and post-lockdown phase with COVID-19. Few studies have taken a similar approach. For

example, L. Hadley et al. studied maternal and fetal parameters in Denmark across different periods and found no significant changes in stillbirths[14]. Similarly, a study in Botswana found no difference in stillbirth rates during lockdown or post-lockdown periods[15]. Other similar studies also reported no significant changes in stillbirths during lockdown. However, Muin DA et al. reported a significant increase in stillbirths during the first lockdown in Austria[16].

Our results(table1) revealed a statistically significant difference in stillbirth rates among the three time periods, with the highest incidence during the lockdown without COVID-19 cases. This suggests that the strict preventative measures implemented by the government may have affected the continuity of fetomaternal care, leading to an increase in stillbirths. This underscores the importance of regular and high-quality antenatal care in reducing stillbirth rates.

Although we did not find statistically significant differences in other variables describing the characteristics of patients affected by stillbirth, gender differences in stillbirth-affected fetuses were notable (table2). This finding is consistent with previous studies showing a higher risk of stillbirth in male fetuses.

In a systematic review and a meta-analysis of 30 million births, the study found that males have 10% higher risk than female fetuses in stillbirths[17]. A study conducted in Jordan covering the years 2011-2012 and another covering the period from Aug 2019 to Jan 2020 found no significant gender differences[18,19]. Knowing that the male/female ratio in the Jordanian community is =1.05 according to the World Bank statistics[21]. The emotional and psychological impact of the lockdown, including worries about life, the unborn child's future, family, work, income, and prolonged confinement, may have contributed to stress among pregnant women. Stress has been identified as a potential risk factor for stillbirth, emphasizing the need for further exploration of healthcare practices to mitigate its effects.

In a population-based study utilizing data from 13 SLEs sourced from the Stillbirth Collaborative Research Network (SCRN), a linear relationship between the number of SLEs and stillbirth was observed. Notably, individuals reporting ≥ 4 SLEs exhibited a more than two-fold increase in the risk of stillbirth[20]. This discovery necessitates further investigation into healthcare practices, especially considering the absence of similar findings in local studies.

Given the escalating likelihood of natural and/or man-made incidents yielding challenging outcomes periodically, it is imperative to initiate quality improvement endeavors. These initiatives aim to heighten awareness, fortify medical practices, and establish clear emergency protocols and guidelines across all domains, promising significant transformations.

In essence, our study diverges from existing literature by uniquely scrutinizing pre-pandemic, lockdown, and post-lockdown periods and this is in our opinion a strength point added to the paper. The statistically notable surge in stillbirth rates during the lockdown, even amid minimal COVID-19 cases, underscores the potential influence of stress and constrained healthcare accessibility. This observation aligns with literature emphasizing the pivotal role of continuous, high-quality antenatal care in mitigating stillbirth rates.

Furthermore, it is crucial to address gender disparities among stillbirth-affected fetuses and acknowledge the emotional and psychological ramifications of lockdown measures. Stress, identified as a potential risk factor for stillbirth, underscores the urgency for in-depth exploration of healthcare practices.

Our study has a few potential limitations that should be acknowledged. Firstly, we did not include a variable to account for the frequency of clinic visits, which could have provided insights into the continuity of antenatal care received by pregnant women. Additionally, socio-economic parameters, such as income level and transportation access, which may affect the ease of accessibility to Jordan University Hospital (JUH) services, were not included in our analysis. Despite being a major referral hospital in the region, these factors could influence healthcare-seeking behavior and potentially impact stillbirth rates.

Furthermore, our study focused solely on stillbirth rates and did not explore other adverse pregnancy outcomes or maternal health indicators. Future research could benefit from a comprehensive investigation of potential risk factors and perspectives regarding the observed increase in stillbirth rates during the lockdown period at JUH. Including additional variables related to maternal health, socio-economic status, and healthcare access could provide a more comprehensive understanding of the underlying factors contributing to stillbirth incidence.

Conclusion, our study highlights the nuanced interplay of factors influencing stillbirth incidence, particularly during times of crisis such as the COVID-19 pandemic. Quality improvement initiatives aimed at raising awareness, enhancing medical practices, and implementing clear emergency protocols are crucial for mitigating adverse outcomes. Further research into the emotional, psychological, and systemic factors contributing to stillbirth is essential for improving maternal and fetal health outcomes.

Ethical standards

The researchers were Compliant with Ethical Standards. This research was approved by the Institutional Review Board of Jordan University Hospital, the University of Jordan (IRB-JUH) under protocol number 10/2023/31965. All procedures performed in this study involving human participants were in accordance with the ethical standards of the institutional and/or national research committee and with the 1964 Helsinki declaration and its later amendments or comparable ethical standards.

Authors contribution

O.K Idea Conceptualization, writing

L.M Writing ,statistical analysis.

S.B Review writing

S.A Data Collection

A.R Data Collection

H.S Data Collection

M.M Data Collection

F.S Data Collection

R.R Data Collection

L.K Language editing

A.M Review writing

Funding Declaration:

The authors of this work declare that they did not receive any funding for this study.

Competing Interests:

The authors of this work declare no competing interests.

Informed consent

This is a retrospective analytical study from hospital records, with the ethical committee of the faculty approval obtained. No patient contact was reported or needed.

Compliance with (strengthening the Reporting of Observational Studies in Epidemiology (STROBE) Statement)was included during the submission

Data sharing authors declare they are willing to share data when indicated

Funding; this research paper received no funding.

Disclosure of interests authors declare no conflict of interests.

References

- 1- Haws RA, Yakoob MY, Soomro T, Menezes EV, Darmstadt GL, Bhutta ZA. Reducing stillbirths: screening and monitoring during pregnancy and labour. *BMC Pregnancy Childbirth*. 2009 May 7;9 Suppl 1(Suppl 1):S5. doi: 10.1186/1471-2393-9-S1-S5. PMID: 19426468; PMCID: PMC2679411.
- 2- Chen S, Prettner K, Kuhn M, Bloom DE. The economic burden of COVID-19 in the United States: Estimates and projections under an infection-based herd immunity approach. *J Econ Ageing*. 2021 Oct;20:100328. doi: 10.1016/j.jeoa.2021.100328. Epub. PMID: 34123719; PMCID: PMC8186726.
- 3- Gloster AT, Lamnisis D, Lubenko J, Presti G, Squatrito V, Constantinou M, et al. M. Impact of COVID-19 pandemic on mental health: An international study. *PLoS One*. 2020 Dec 31;15(12):e0244809. doi: 10.1371/journal.pone.0244809. PMID: 33382859; PMCID: PMC7774914. Ejaz H, Alsrhani A, Zafar A, Javed H, Junaid K, Abdalla AE, et al. COVID-19 and comorbidities: Deleterious impact on infected patients. *J Infect Public Health*.
- 4- Lytras T, Tsiodras S. Lockdowns and the COVID-19 pandemic: What is the endgame? *Scand J Public Health*. 2021 Feb;49(1):37-40. doi: 10.1177/1403494820961293. Epub. PMID: 32981448; PMCID: PMC7545298.
- 5- De Curtis M, Villani L, Polo A. Increase of stillbirth and decrease of late preterm infants during the COVID-19 pandemic lockdown. *Arch Dis Child Fetal Neonatal Ed*. 2021 Jul;106(4):456. doi: 10.1136/archdischild-2020-320682. Epub. PMID: 33127736; PMCID: PMC8237197.

- 6- Kniffka MS, Nitsche N, Rau R, Kühn M. Stillbirths in Germany: On the rise, but no additional increases during the first COVID-19 lockdown. *Int J Gynaecol Obstet*;155(3):483-489. doi: 10.1002/ijgo.13832. Epub 2021 Aug 7. PMID: 34287881; PMCID: PMC9087793.
- 7- COVID-19 Updates in Jordan . Available from: COVID-19 Updates in Ministry Of Health Website /Jordan: <https://Corona.Moh.Gov.Jo/En/Mediacenter/1202>.
- 8- Nimer A, Naser S, Sultan N, Alasad RS, Rabadi A, et al. Burnout Syndrome during Residency Training in Jordan: Prevalence, Risk Factors, and Implications. *Int J Environ Res Public Health*;18(4):1557. doi: 10.3390/ijerph18041557. PMID: 33562100; PMCID: PMC7914676.
- 9- Silver RM, Varner MW, Reddy U, Goldenberg R, Pinar H, et al. Work-up of stillbirth: a review of the evidence. *Am J Obstet Gynecol*. 2007 May;196(5):433-44. doi: 10.1016/j.ajog.. PMID: 17466694; PMCID: PMC2699761.
- 10- Tavares Da Silva F, Gonik B, McMillan M, Keech C, et.al; Brighton Collaboration Stillbirth Working Group. Stillbirth: Case definition and guidelines for data collection, analysis, and presentation of maternal immunization safety data. *Vaccine*. 2016 Dec 1;34(49):6057-6068. doi: 10.1016/j.vaccine.2016.03.044. Epub. PMID: 27431422; PMCID: PMC5139804.
- 11- Hug L, You D, Blencowe H, Mishra A, Wang Z, et.al. ; UN Inter-agency Group for Child Mortality Estimation and its Core Stillbirth Estimation Group. Global, regional, and national estimates and trends in stillbirths from 2000 to 2019: a systematic assessment. *Lancet* ;398(10302):772-785. doi: 10.1016/S0140-6736(21)01112-0. PMID: 34454675; PMCID: PMC8417352.
- 12- McPherson EW. 3137 fetuses in 33 years: What we have learned from the Wisconsin stillbirth service program. *Am J Med Genet A*;185(9):2683-2689. doi: 10.1002/ajmg.a.62143. Epub 2021 Feb 25. PMID: 33634578.
- 13- Hedley PL, Hedermann G, Hagen CM, Bækvad-Hansen M, Hjalgrim H, et.al. Preterm birth, stillbirth and early neonatal mortality during the Danish COVID-19 lockdown. *Eur J Pediatr*. 2022 Mar;181(3):1175-1184. doi: 10.1007/s00431-021-04297-4. Epub. PMID: 34783897; PMCID: PMC8593096.
- 14- Caniglia EC, Magosi LE, Zash R, Diseko M, Mayondi G, et.al. Modest reduction in adverse birth outcomes following the COVID-19 lockdown. *Am J Obstet Gynecol*.;224(6):615.e1-615.e12. doi: 10.1016/j.ajog.2020.12.1198. Epub 2020 Dec 24. PMID: 33347842; PMCID: PMC7817370.
- 15- Muin DA, Neururer S, Falcone V, Windsperger K, Helmer H, et.al. Antepartum stillbirth rates during the COVID-19 pandemic in Austria: A population-based study. *Int J Gynaecol Obstet*. 2022 Mar;156(3):459-465. doi: 10.1002/ijgo.13989. Epub. PMID: 34669186; PMCID: PMC9087755.
- 16- Mondal D, Galloway TS, Bailey TC, Mathews F. Elevated risk of stillbirth in males: systematic review and meta-analysis of more than 30 million births. *BMC Med*.;12:220. doi: 10.1186/s12916-014-0220-4. PMID: 25428603; PMCID: PMC4245790.

- 17- Khader YS, Batieha A, Khader A, Hamadneh S. Stillbirths in Jordan: rate, causes, and preventability. *J Matern Fetal Neonatal Med.* 2020 Apr;33(8):1307-1314. doi: 10.1080/14767058.2018.1517326. Epub. PMID: 30153760.
- 18- Shattnawi KK, Khader YS, Alyahya MS, Al-Sheyab N, Batieha A. Rate, determinants, and causes of stillbirth in Jordan: Findings from the Jordan Stillbirth and Neonatal Deaths Surveillance (JSANDS) system. *BMC Pregnancy Childbirth.*;20(1):571. doi: 10.1186/s12884-020-03267-2. PMID: 32993562; PMCID: PMC7526247.
- 19- Hogue CJ, Parker CB, Willinger M, Temple JR, Bann CM, et.al.; Eunice Kennedy Shriver National Institute of Child Health and Human Development Stillbirth Collaborative Research Network Writing Group. A population-based case-control study of stillbirth: the relationship of Stressful Life Events to the racial disparity for African Americans. *Am J Epidemiol.*;177(8):755-67. doi: 10.1093/aje/kws381. Epub 2013 Mar 26. PMID: 23531847; PMCID: PMC3625065.
- 20- Guide to the World Bank Group Archives (Vol. 2)

Fig.1 (Gender differences in fetuses with stillbirth).

This figure illustrates the fetus's gender during the period before lockdown, during lockdown, and first COVID wave respectively

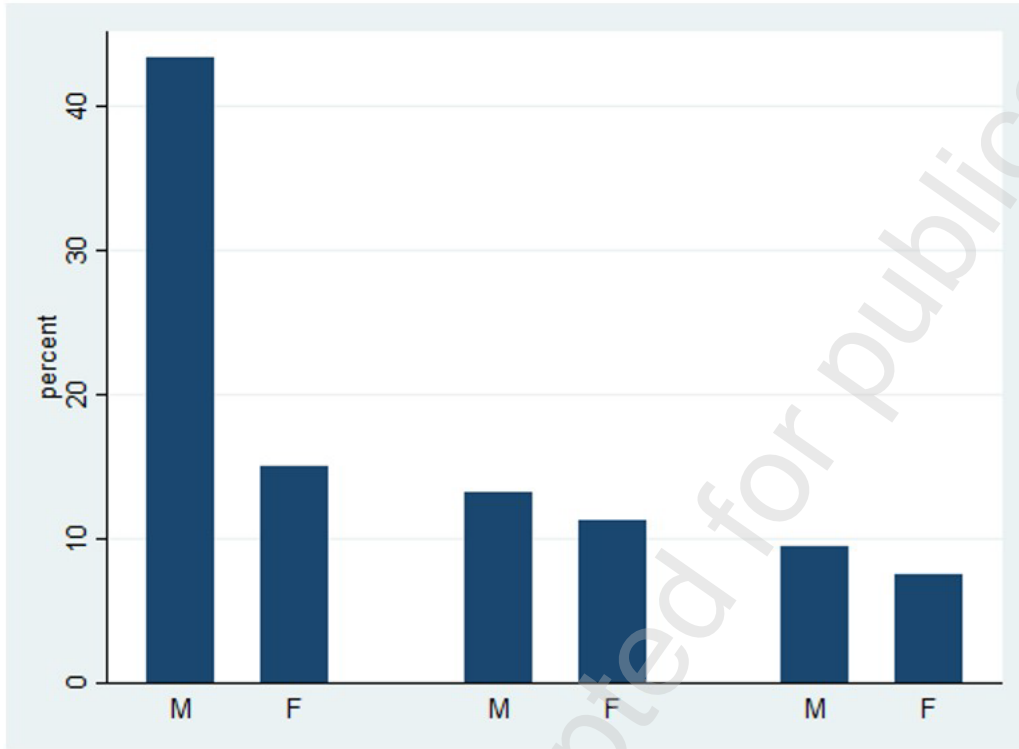


Fig.2 Past Medical History of studied patients coming with still birth in relation to different periods of time (light brown: Free, maroon: Diabetes, emerald: BP related, brown: Blood disorder)

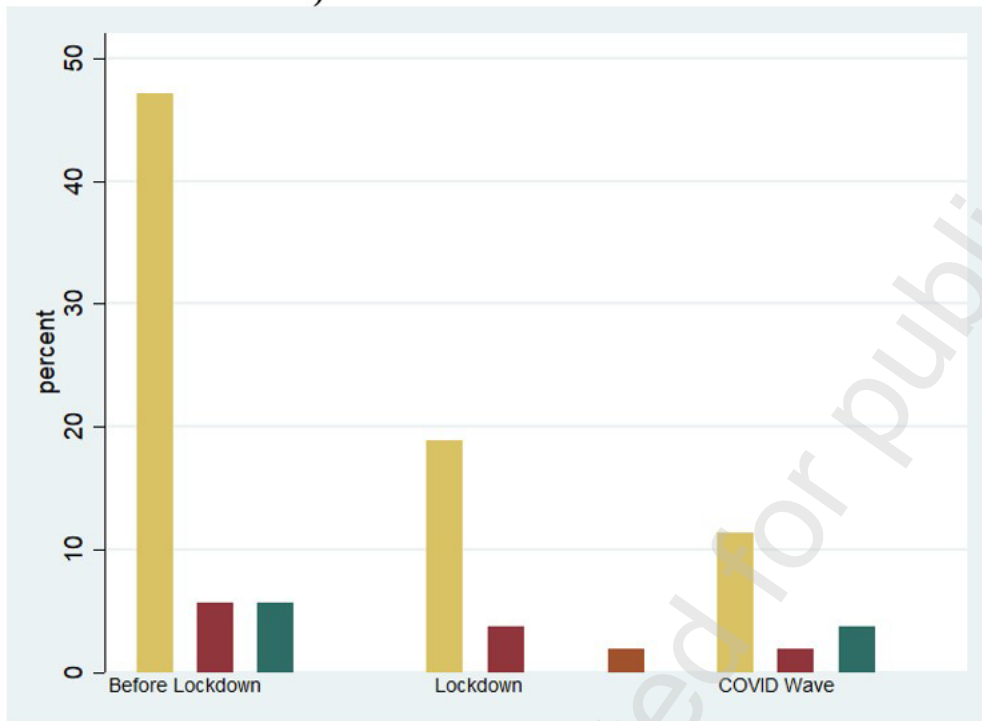


Fig.3 Past Surgical History in relation to different periods of time (orange: None, Gray: Gyne-Related, Blue: Non-Gyne Related)

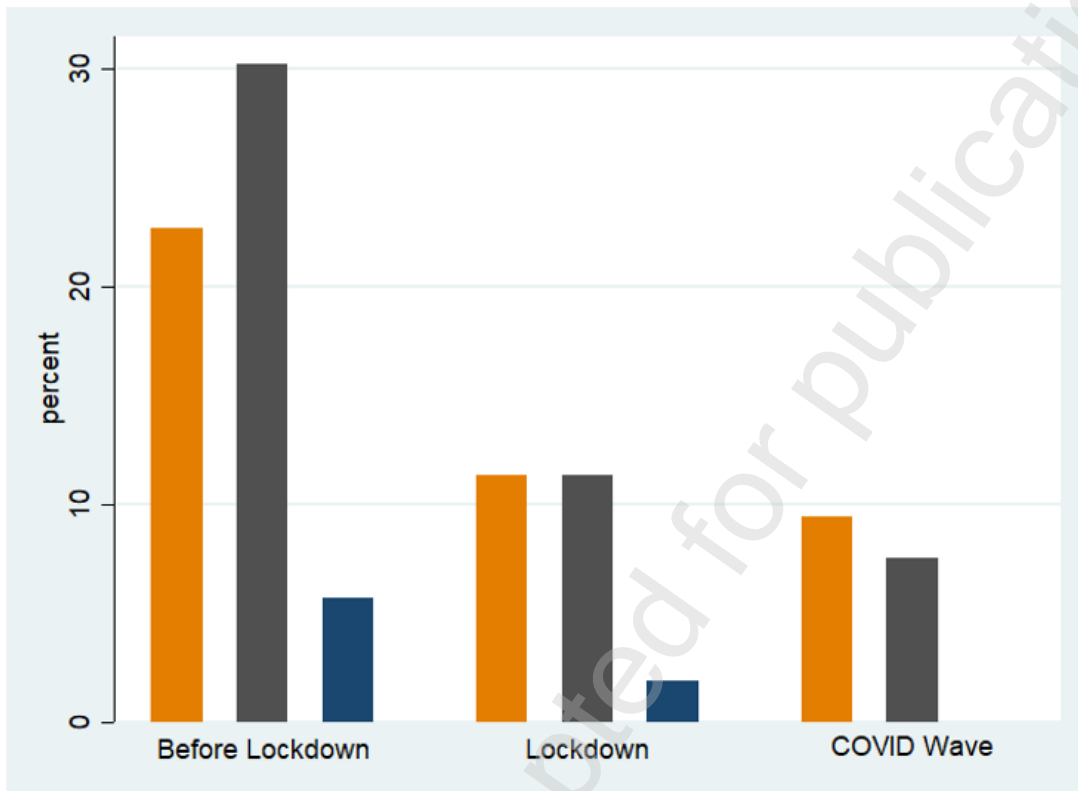


Fig.4 Booking Status in relation to different periods of time (bright blue: Unbooked, dark blue: Booked-Regular, light gray: Booked-Irregular)

